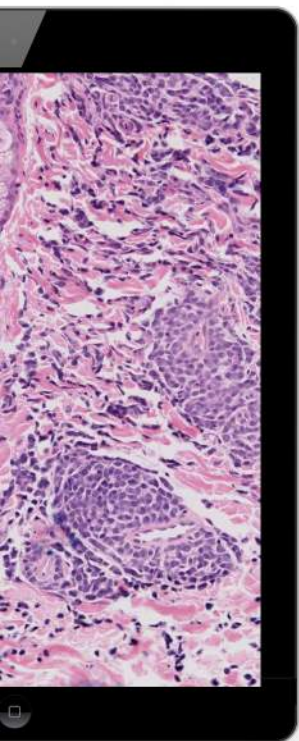


Digital Pathology Education – building the future with PathXL Tutor and OLT

When organising a microscopy course there is a lot to consider. Having the right system in place can make a huge difference.

PathXL's dedicated software platform for education and training allows users to effortlessly create and publish online virtual microscopy courses, incorporating digital slides and other content, which can be shared and accessed from anywhere in the world.



Easy to use

Designed to enable course directors to quickly and easily manage slides, add content, or create tests, making these available to students. Provides the opportunity to create an exciting virtual space to represent your specialty.

Make learning interactive

Incorporate streaming videos, presentations, sound files, pdf documents, word documents, PowerPoint files and any other media to support teaching and training.

Scalable from single specialty to entire institution

A comprehensive user permissions system means you can move from providing content to a single group, to all specialties within an institution with a single click. Restrict user access to their own specialty.

Speed up examination and student feedback

Set question and answer feedback to be generated and presented to the student/trainee automatically. Score selected tests/exams automatically.

Deploy or Host

Manage on internal servers with your local IT department, or host in PathXL's secure Cloud environment.

Modular framework

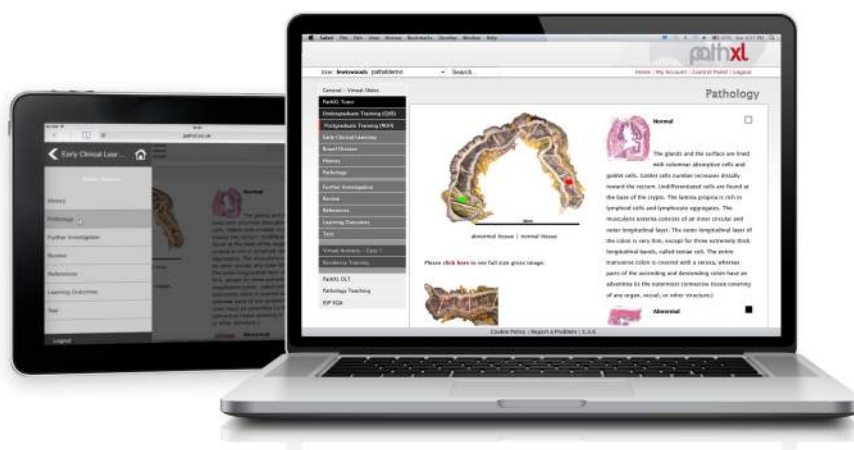
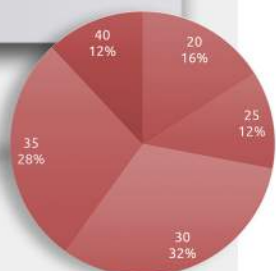

PathXL education modules integrate to create an end to end learning portal. Purchase PathXL Tutor for content management, and add on PathXL OnLine Test module, and PathXL Tablet Viewer module, at the same time or retrospectively.

Learn from Us

PathXL have more experience than anyone else in the sector, with more than 40,000 users worldwide we want to share that expertise with our customers. We support networking, new ideas and sharing of best practice.

Key Features

- Don't have a slide scanner? PathXL can supply image catalogues, or provide slide scanning services.
- Supports all leading digital slide formats as well microscope images.
- Entirely web based - accessible via any web browser. No downloads or plugins required.
- Students can log in from any location on their PC / Mac or Tablet.
- Easily restrict the content available to different user groups.
- Powerful virtual slide viewer – annotations, slide measurements, screenshots and multi-slide review.
- Advanced viewer permissions – define who can create, view and share annotations, measurements, and slide information, including label.
- Integrate with your existing windows active directory for single sign on.



Contact us about PathXL Tutor & OLT today



Tel: + 44 28 9073 8712



Email: contact@pathxl.com

Deloitte.
Technology Fast50
2012 / 2013

FROST & SULLIVAN
Enabling Technology 2012
New Product Innovation 2014

PathXL products are for research use only and not for use in diagnostic procedures.